


Group Focused Violence Reduction

Major Crime Deterrence & Prevention



**HIGH POINT POLICE DEPARTMENT
2009**



The Strategy

Select Target Offense / Behavior



“Group Mapping” ID Violent Groups



Review Incidents to Gather Insight



ID Key Group for Demonstration



Organize Social Services



Organize the Community Moral Voice



Deliver Message to Representatives from Each Group



Follow Through with Enforcement or Service Delivery



Step 1: Select Target Offense

- ❖ Review of recent trends for Part I offenses to determine which offenses has the largest increase in frequency (traditionally homicides, aggravated assaults, armed robberies, etc.)
- ❖ Review five year trends for this offense
- ❖ Location mapping of offenses



Step 2: Group Mapping

- ❖ Collect crime data
- ❖ Convene experienced front-line officer and probation officers
- ❖ Identify violent groups based on their knowledge
- ❖ Identify turf (areas of operation)
- ❖ Estimate numbers in each group
- ❖ Produce a list of violent groups, their networks, alliances, and beefs



Step 3: Incident Review

- ❖ Review a number of robbery incidents to gather insight about the problem
- ❖ Examine the arrest data
- ❖ Gather information available about location, weapon type, criminal history of offender/victim, probation status, etc.
- ❖ Convene experienced front-line officers and probation officers to discover what they know about these offenses and those involved. Motives, context, offender narrative, etc.



Step 4: Initial “Demonstration”

- ❖ Select a “standout” violent group
- ❖ Identify members, especially “impact players”, usually on the basis of up to date front line information
- ❖ Assess individuals’ legal vulnerabilities
- ❖ Frame interagency enforcement plan focusing directly on group members
- ❖ Implement, ideally with a high profile sweep, arrests, warrant service, etc.



Step 5: Identify Members of Groups

- ❖ Survey front line troops to ID group members
- ❖ Review existing information (gang data bases, case files, field sheets, etc)
- ❖ If necessary, conduct surveillance or deploy informants
- ❖ Provide list to Probation to identify which group members are currently under supervision
- ❖ Create a list with 1-3 members of each group on probation



Step 6: Organize Social Services

- ❖ Identify social service providers who can provide assistance to group members
- ❖ Obtain commitment to give rapid, priority attention to group members
- ❖ Create “one stop” entryway for group members (Resource Coordinator?)
- ❖ Obtain the commitment of the High Point Community Against Violence (HPCAV)



Step 7: Organize Community “Moral Voices”

- ❖ Identify community figures willing to articulate key community standards
 - Violence is wrong
 - There is no excuse
 - You are doing enormous damage to yourselves, your families, your community
 - You are better than this
 - We care about you, need you, and want to help
 - Challenge the street code: it's not OK to go to prison, it's not OK to die, it's not OK to hurt someone, your boys won't have your back



Step 8: Call-in/Notification


- ❖ Face-to-face message with offenders (gangs), community (HPCAV), and law enforcement (VCTF)
- ❖ Strong community message, “we are not going to tolerate the violence any longer and we know who is behind the gang violence”
- ❖ Law enforcement message says “there is a clear standard and the group will be punished if it is violated”
- ❖ Help is offered through a resource coordinator



Operational Phases

IDENTIFICATION PHASE

- Unpack robbery reports
- Survey officers to ID most active groups and individuals
- Compile arrest data
- Create master list
- ID individuals in each group already on probation



NOTIFICATION PHASE

- Call-in representatives from each group
- Deliver message to take back to group
- message delivered is “every member of the group will be targeted and sanctioned if any member commits a robbery”



ENFORCEMENT / RESOURCE DELIVERY PHASE

- Major case review of any robbery to ID group involved
- Prosecution and focused deterrence on entire group
- Community delivers resources
- Communicate enforcement actions to the group at large



Selection of the Problem in HP

2006
robbery increases

22 %

2007
second straight
year for increase
in robbery

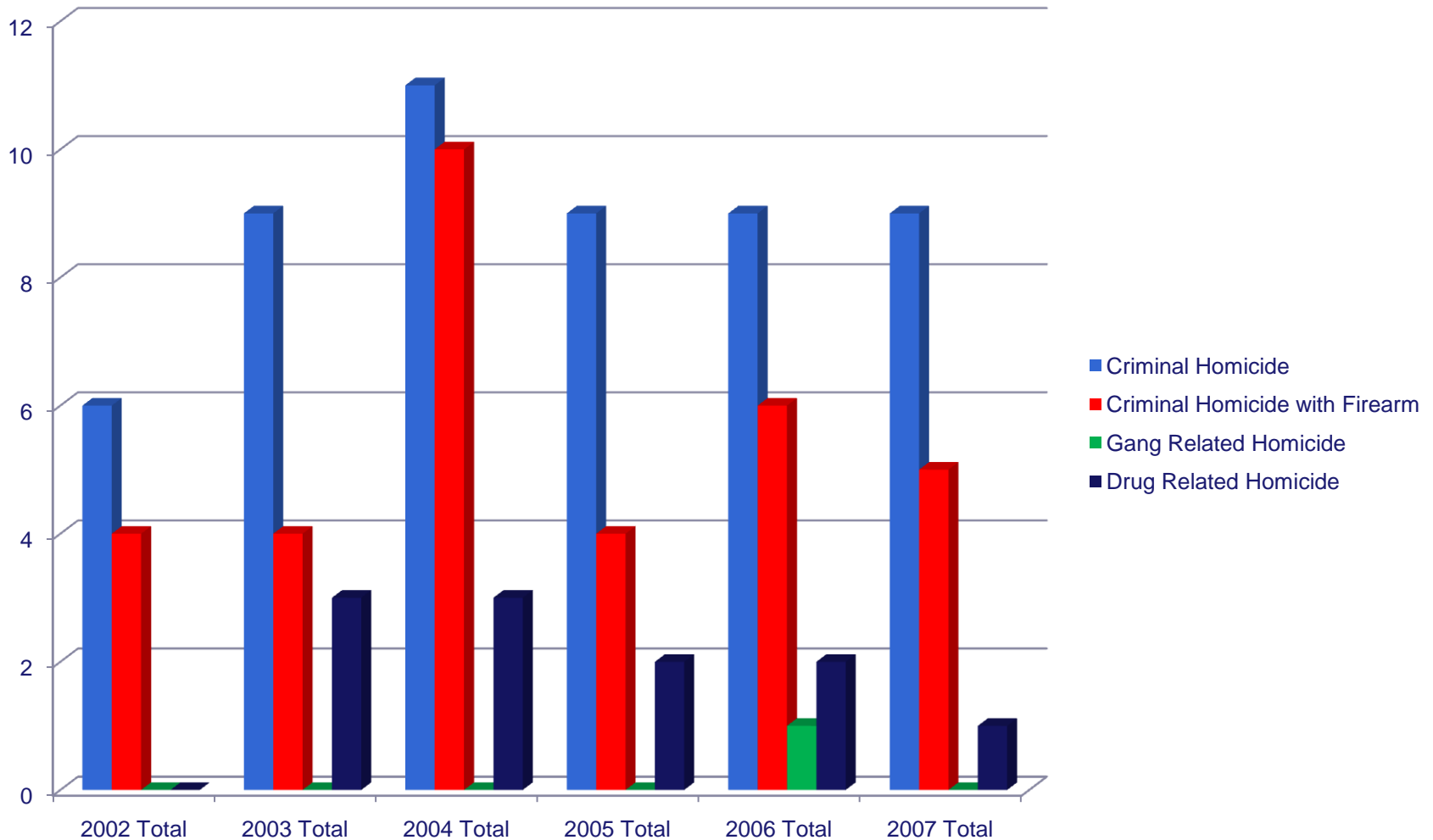
26 %

Violent crime
increase
citywide for
2007

20 %

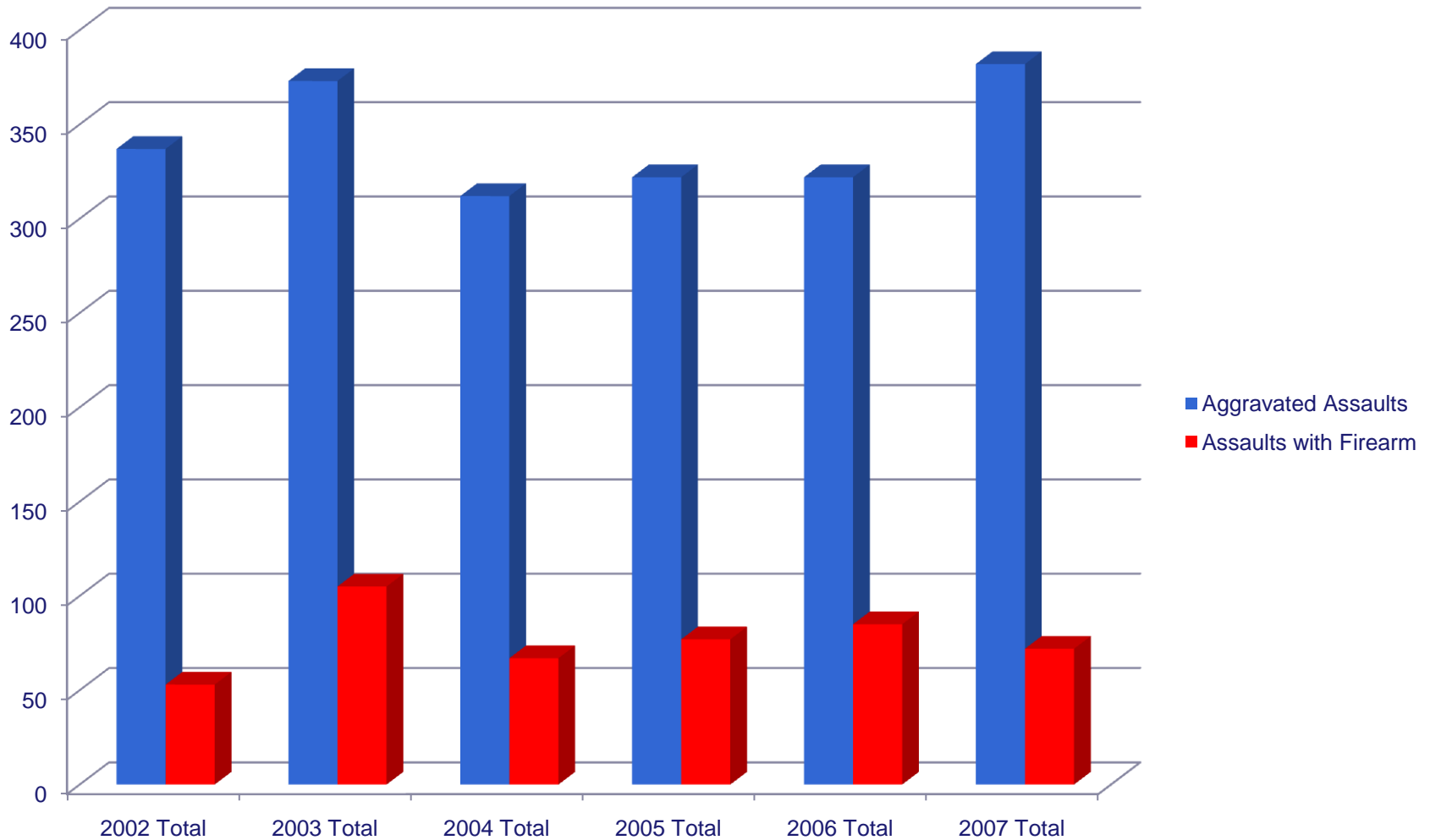


Homicides



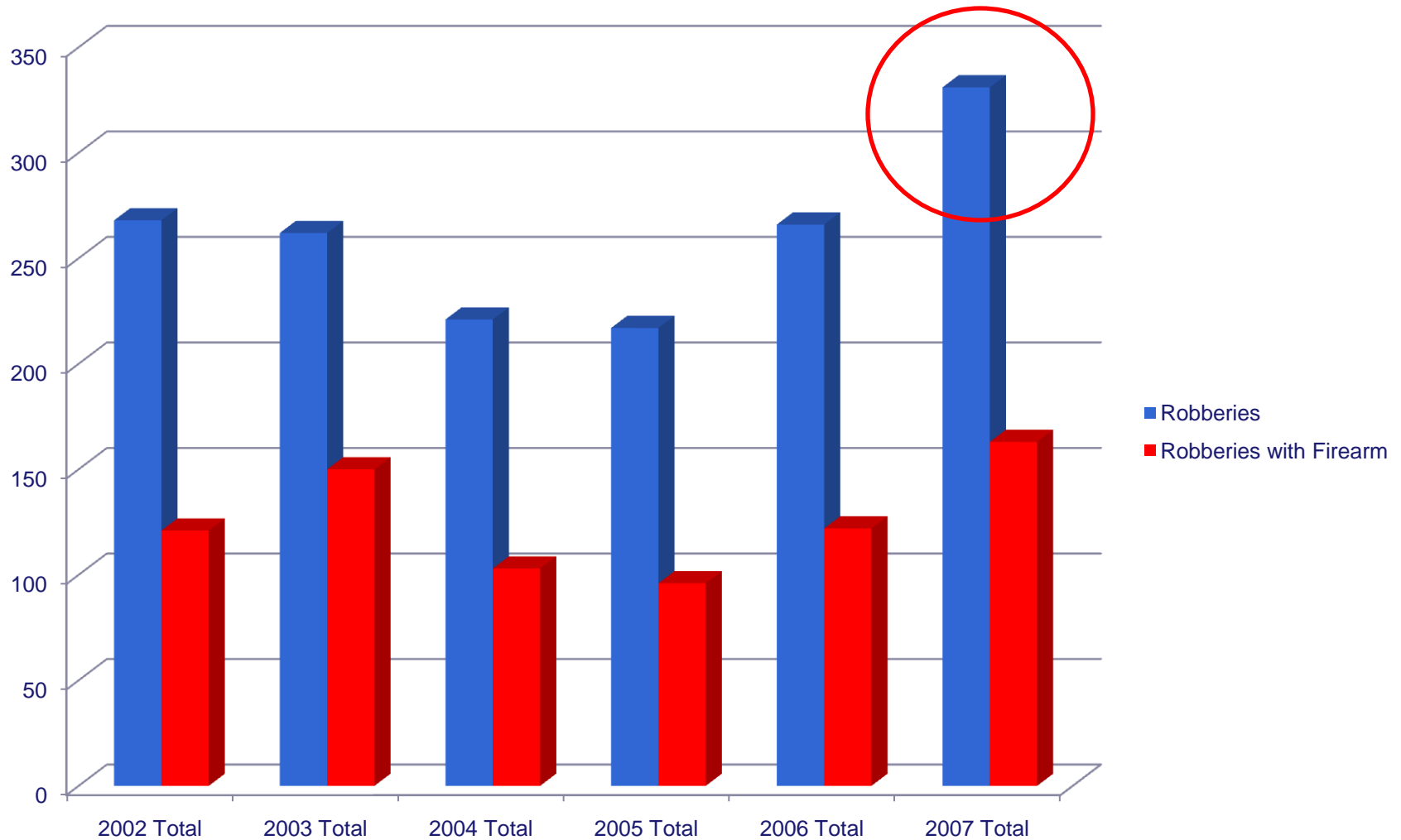


Aggravated Assaults



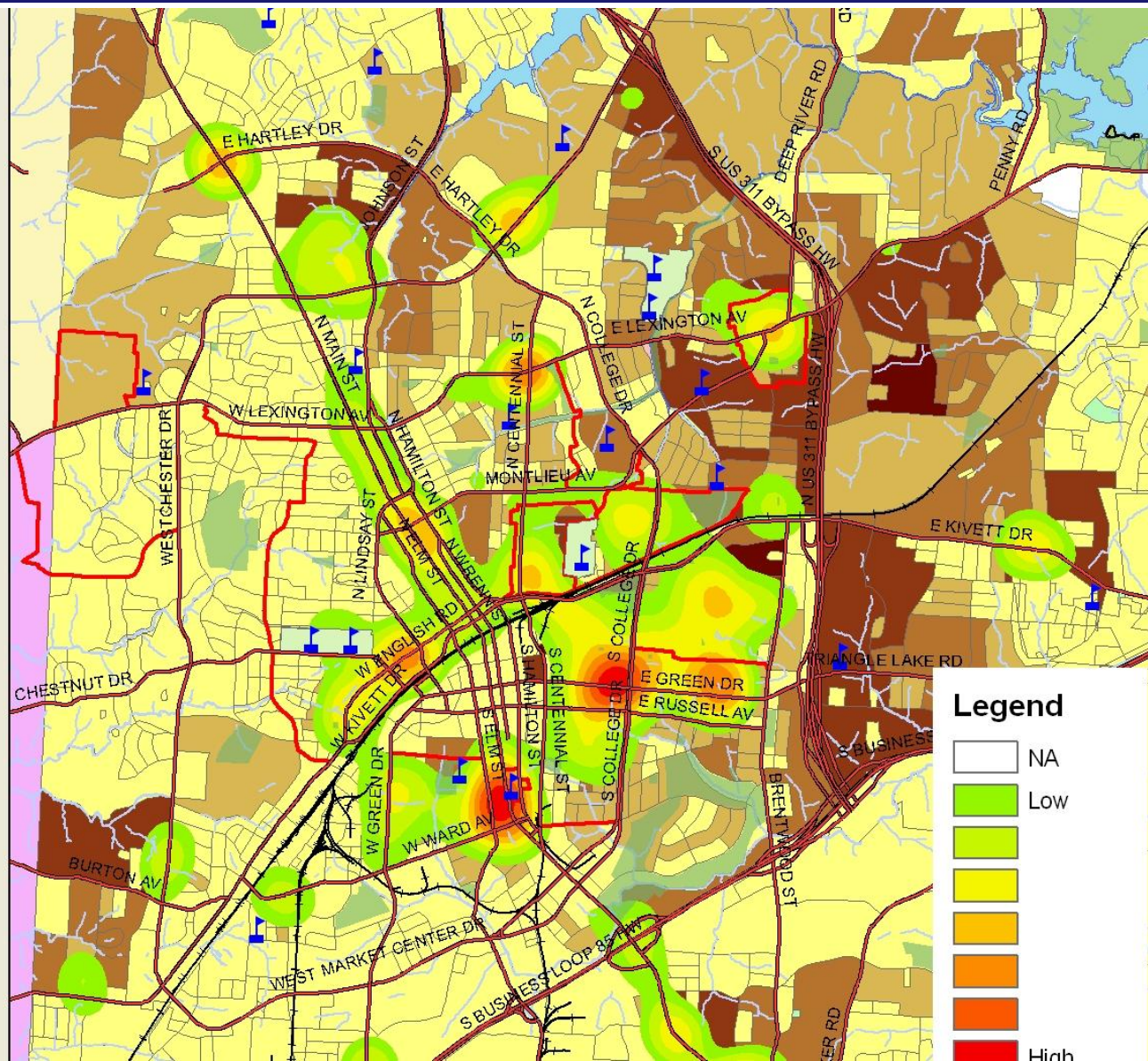


Robberies





Robbery Locations Density Map



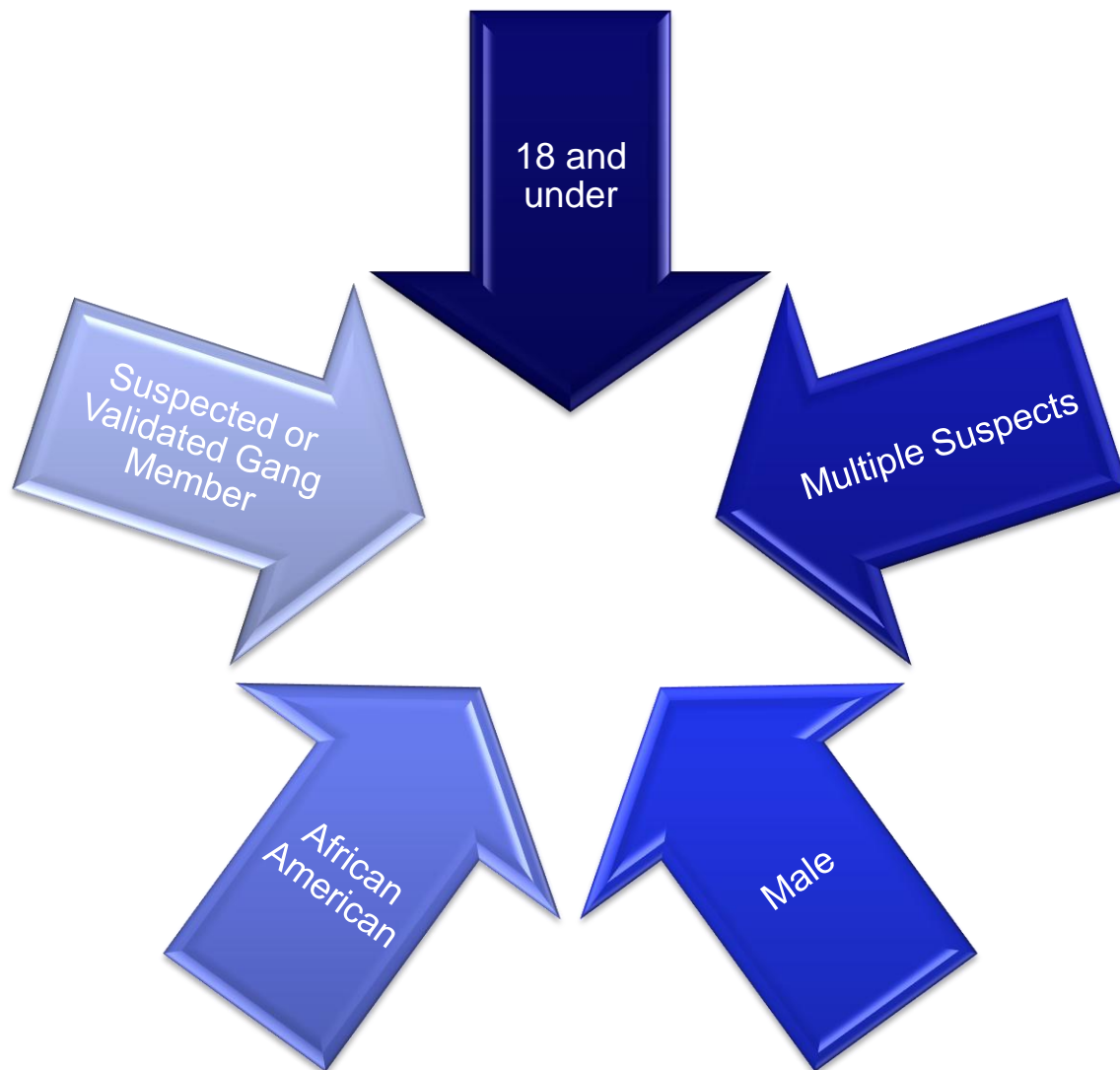


Robbery Arrests by Age Groups

	% of total arrests 2005	% of total arrests 2006	% of total arrests 2007
18 & under	22%	46%	40%
19 – 24	41%	28%	27%
25 – 31	21%	10%	16%
32 – 61	16%	17%	17%
Total Arrests	95	105	133

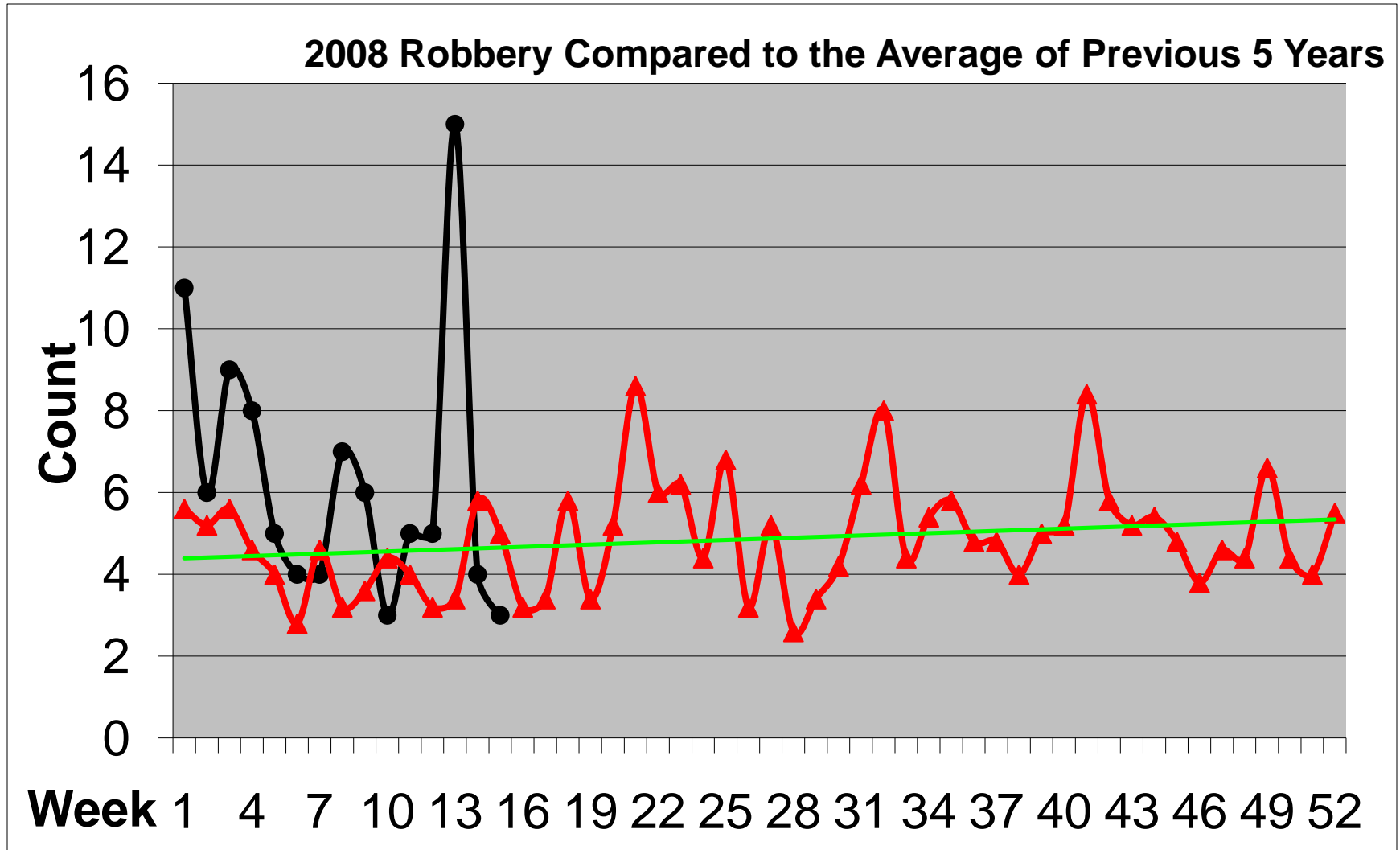


What Does the Arrest Data Tell Us About the Offenders?



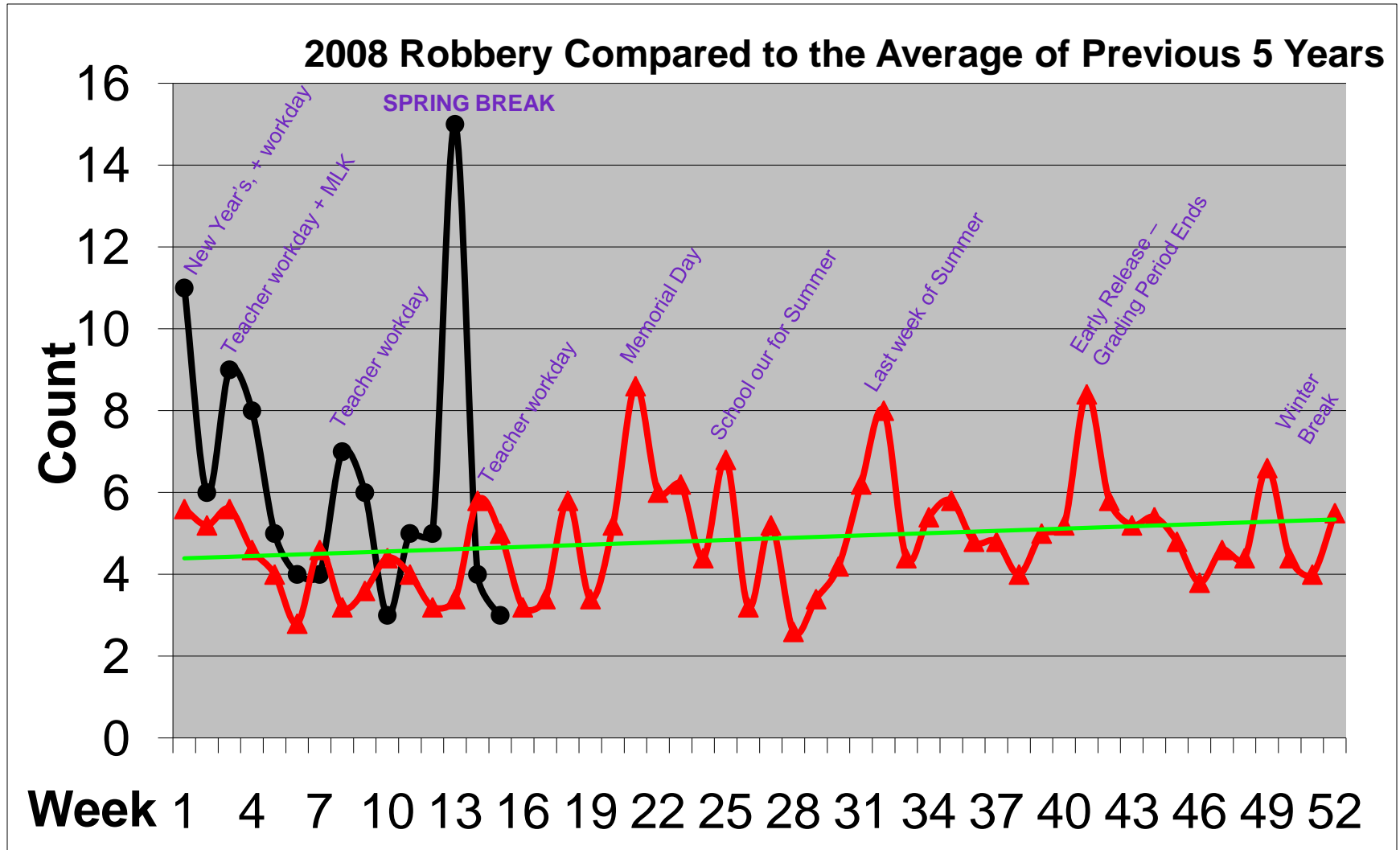


5 Year Robbery Trend





5 Year Robbery Trend





Groups/Gangs in High Point

Validated Groups/Gangs

- | | | |
|--------------------------------|--------------------------------------|--------------------------|
| 1. 9 Tre blood | 10. EFCC (Exotic Family Crazy Crips) | 19. Rubia 18 |
| 2. 007 / A-town | 11. Five Points Thugs | 20. Southside/D-block |
| 3. 5% 'er | 12. Folk | 21. SUR 13 |
| 4. Bloods | 13. Insane Gangster Disciple | 22. Tiny Rascal Gansters |
| 5. Blood-rolling 50's | 14. Juanita Hills Thugs | 23. United Blood Nation |
| 6. City Green Kings | 15. Latin Kings | 24. Villanos 13 |
| 7. Clara Cox Posse | 16. Outlaws | |
| 8. Crips | 17. Red Stone Mafia | |
| 9. DBG (Daniel Brooks Ganstas) | 18. Rolling 60's Crips | |

Suspected Groups/Gangs

1. 9mm
2. Asian boyz
3. C-Crowd (female Clara Cox gang)
4. JC Gambino girls
5. MS 13
6. PYGs (Pretty Young Gangstas - bloods)
7. True Little Crew
8. Vata Locos
9. Wu-wash

Membership Groups/Gangs

❖ 660 members



Groups/Gangs in High Point

Validated Groups/Gangs

- | | | |
|--------------------------------|--------------------------------------|--------------------------|
| 1. 9 Tre blood | 10. EFCC (Exotic Family Crazy Crips) | 19. Rubia 18 |
| 2. 007 / A-town | 11. Five Points Thugs | 20. Southside/D-block |
| 3. 5% 'er | 12. Folk | 21. SUR 13 |
| 4. Bloods | 13. Insane Gangster Disciple | 22. Tiny Rascal Gansters |
| 5. Blood-rolling 50's | 14. Juanita Hills Thugs | 23. United Blood Nation |
| 6. City Green Kings | 15. Latin Kings | 24. Villanos 13 |
| 7. Clara Cox Posse | 16. Outlaws | |
| 8. Crips | 17. Red Stone Mafia | |
| 9. DBG (Daniel Brooks Ganstas) | 18. Rolling 60's Crips | |

Suspected Groups/Gangs

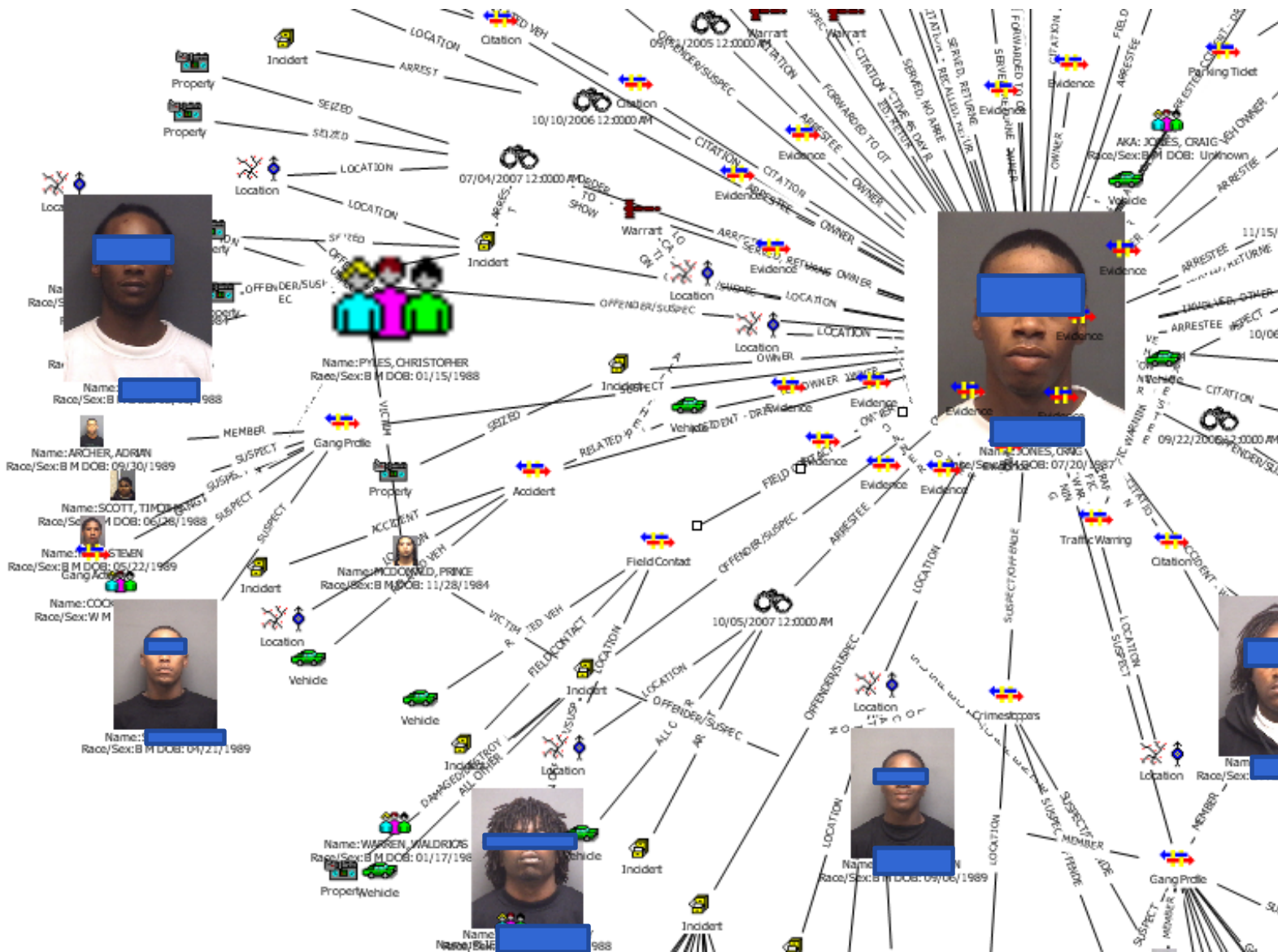
1. 9mm
2. Asian boyz
3. C-Crowd (female Clara Cox gang)
4. JC Gambino girls
5. MS 13
6. PYGs (Pretty Young Gangstas - bloods)
7. True Little Crew
8. Vata Locos
9. Wu-wash

Membership Groups/Gangs

❖ 660 members



Link Analysis



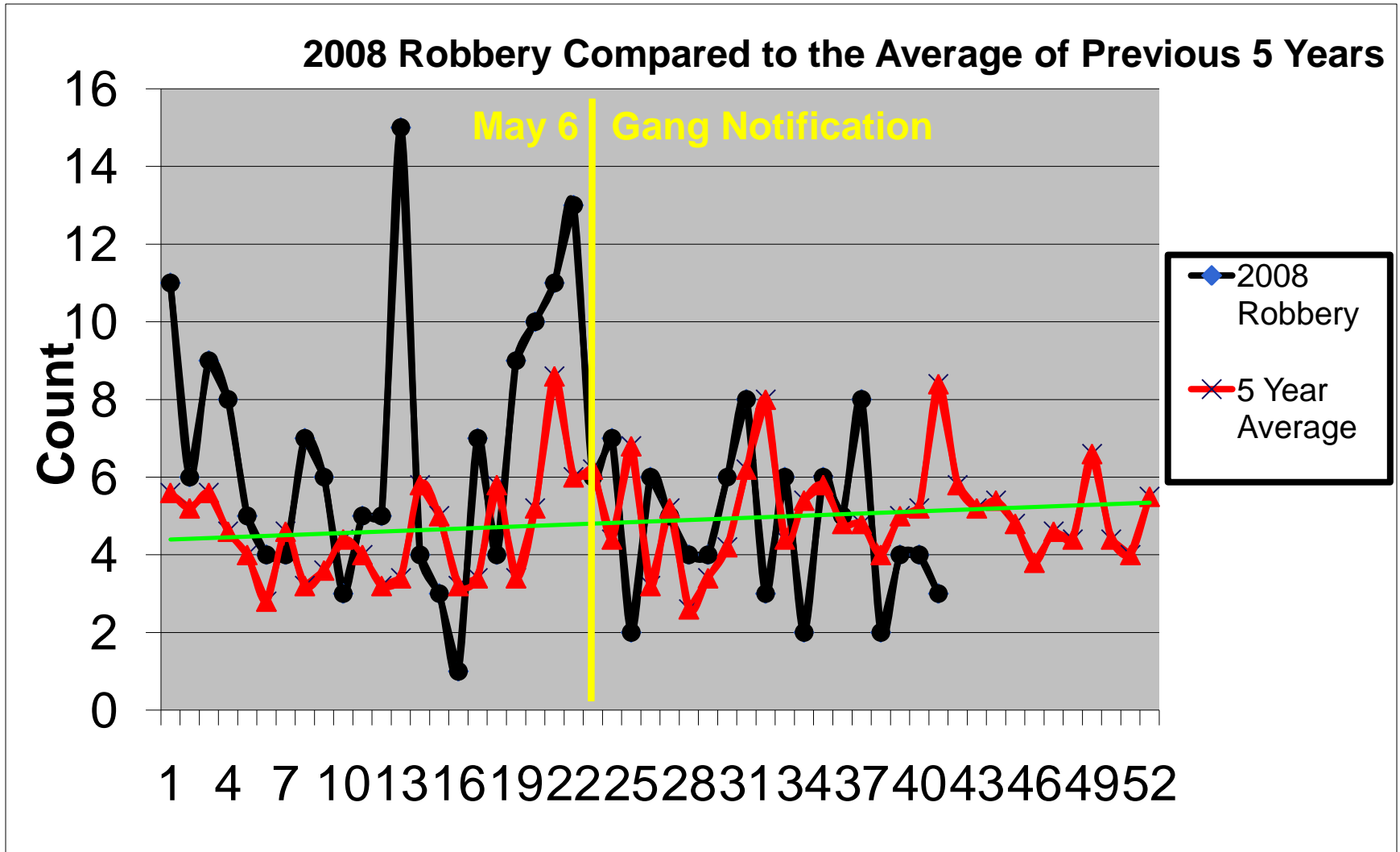


Sanctions for the 9 Tre Bloods

- ❖ Those in group on Probation
- ❖ Those with pending cases or arrest warrants
- ❖ Drug locations of group – Search Warrants
- ❖ Street & open air activity of group – 8 days
- ❖ Group Leadership
- ❖ HP CAV Response
 - Flyers on Federal Indictments



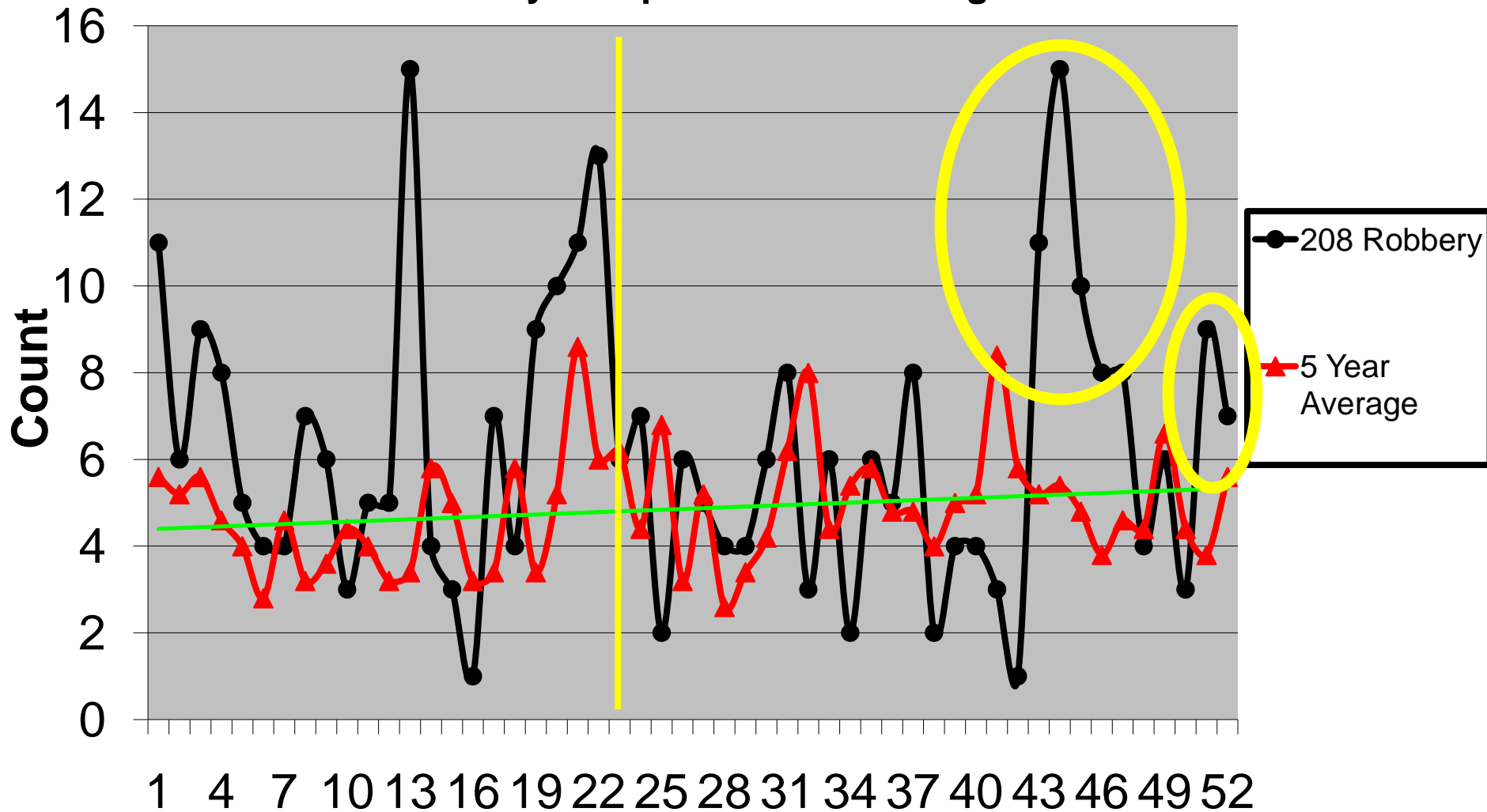
Robbery Trend thru Week 41





Robbery Trend thru Week 52

2008 Robbery Compared to the Average of Previous 5 Years





Robbery Arrests by Age Groups 2008 Added

	% of total arrests 2005	% of total arrests 2006	% of total arrests 2007	% of total arrests 2008
18 & under	22%	46%	40%	31%
19 – 24	41%	28%	27%	30%
25 – 31	21%	10%	16%	12%
32 – 61	16%	17%	17%	27%
Total Arrests	95	105	133	140

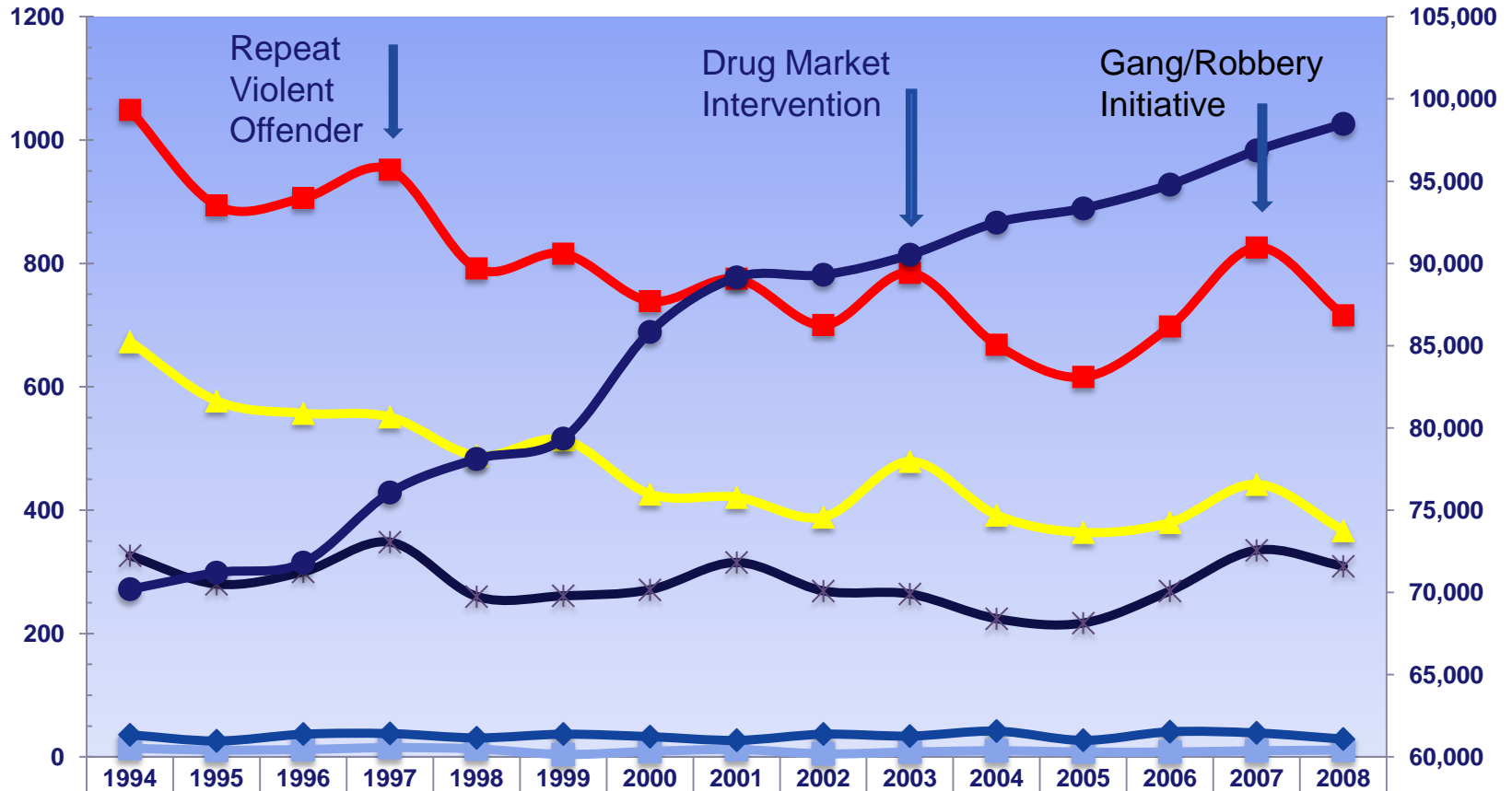


Violent Crime Year 2008

Part 1 Crimes	2007	2008	+/-	% Change
Murder	10	13	3	30%
Rape	37	29	-8	-22%
Robbery	333	309	-24	-7%
Commercial	83	72	-11	-13%
Individual	250	237	-13	-5%
Assault	435	367	-68	-16%
VIOLENT	815	718	-97	-12%



High Point 15 Year Violent Crime Trend



—■— murder	14	11	12	15	13	4	9	12	5	8	10	8	8	10	11
—◆— rape	36	26	37	38	31	37	33	27	37	34	42	27	41	39	29
—*— robbery	326	280	300	348	260	261	271	315	269	264	224	217	269	335	309
—▲— assault	673	577	557	551	488	514	426	421	389	479	392	364	380	442	367
—■— Total Violent	1049	894	906	952	792	816	739	775	700	785	668	616	698	826	716
—●— population	70,192	71,207	71,806	76,066	78,116	79,349	85,839	89,152	89,309	90,522	92,489	93,352	94,793	96,867	98,490

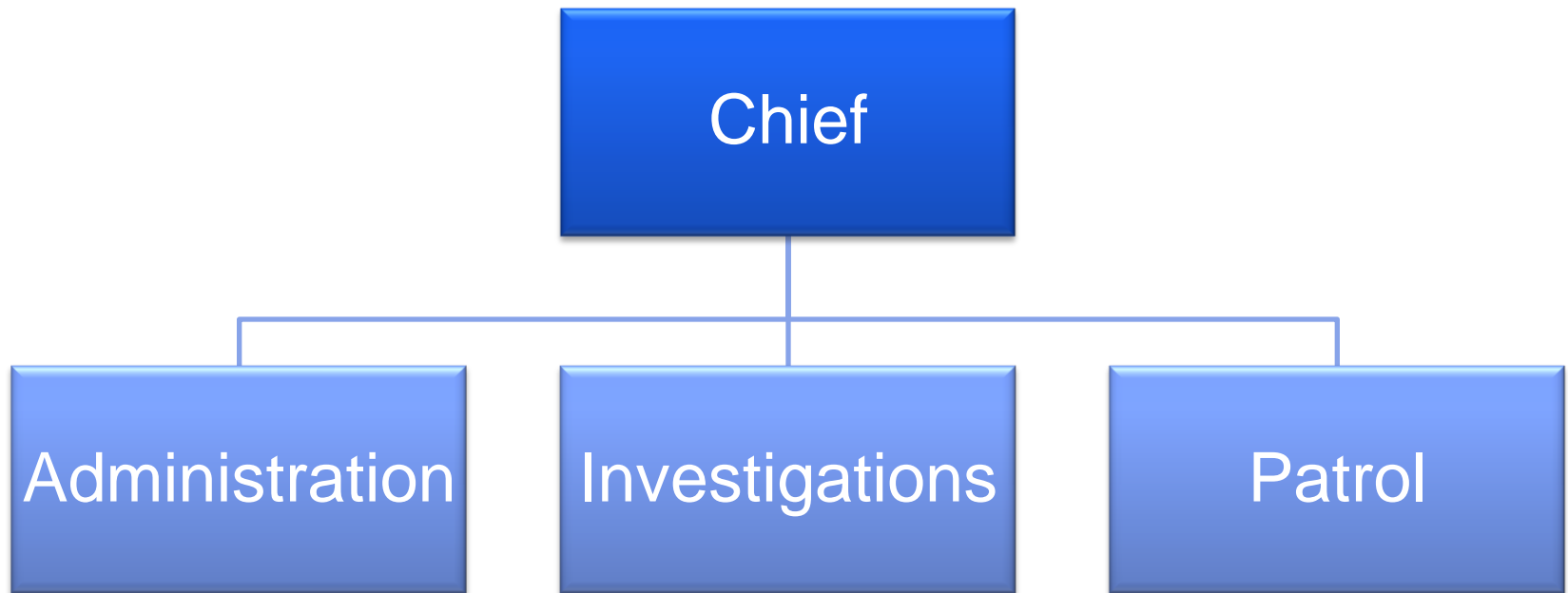


Why Consider Reorganization?

- ❖ Make the structure support the mission.
- ❖ Institutionalize our focused deterrence philosophy.
- ❖ Raise the level of accountability to highest rank.
- ❖ Formalize major case reviews and our response to violence.
- ❖ Align all units involved in intelligence gathering, data analysis, strategic planning, and coordination with our VCTF partners under one chain of command.



Traditional Organization Chart



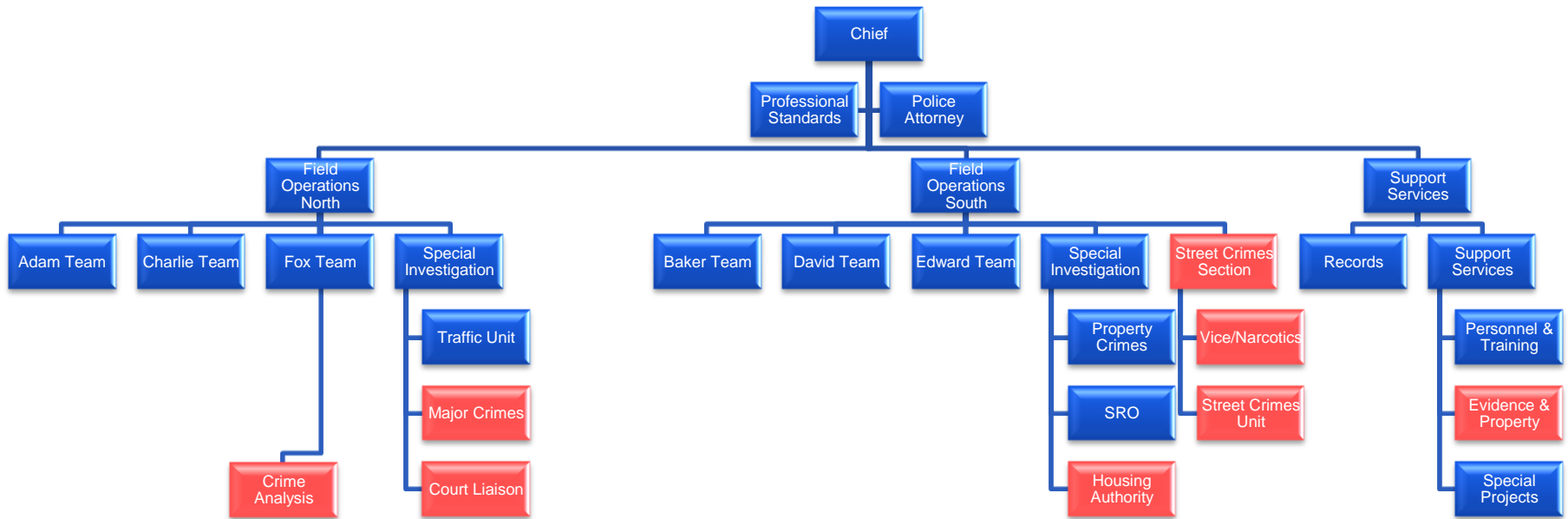


Why Consider Organizational Realignment?

- ❖ Make our structure support our primary mission, which is to reduce **violent crime**. Institutionalize what we say we do. Be able to push the envelope and try new experiments.
- ❖ Who is looking at the big picture? Who is studying the relationships between repeat offenders and violent crime trends? Who is looking at the data? Researching what we learned.
- ❖ **Almost all violent crime involves persons crimes, drugs, guns and groups.** Those Units directly involved with reducing violent crime are in different Divisions.
- ❖ Formalize our major case review and response to acts of violence.



High Point Org. Chart Before Realignment



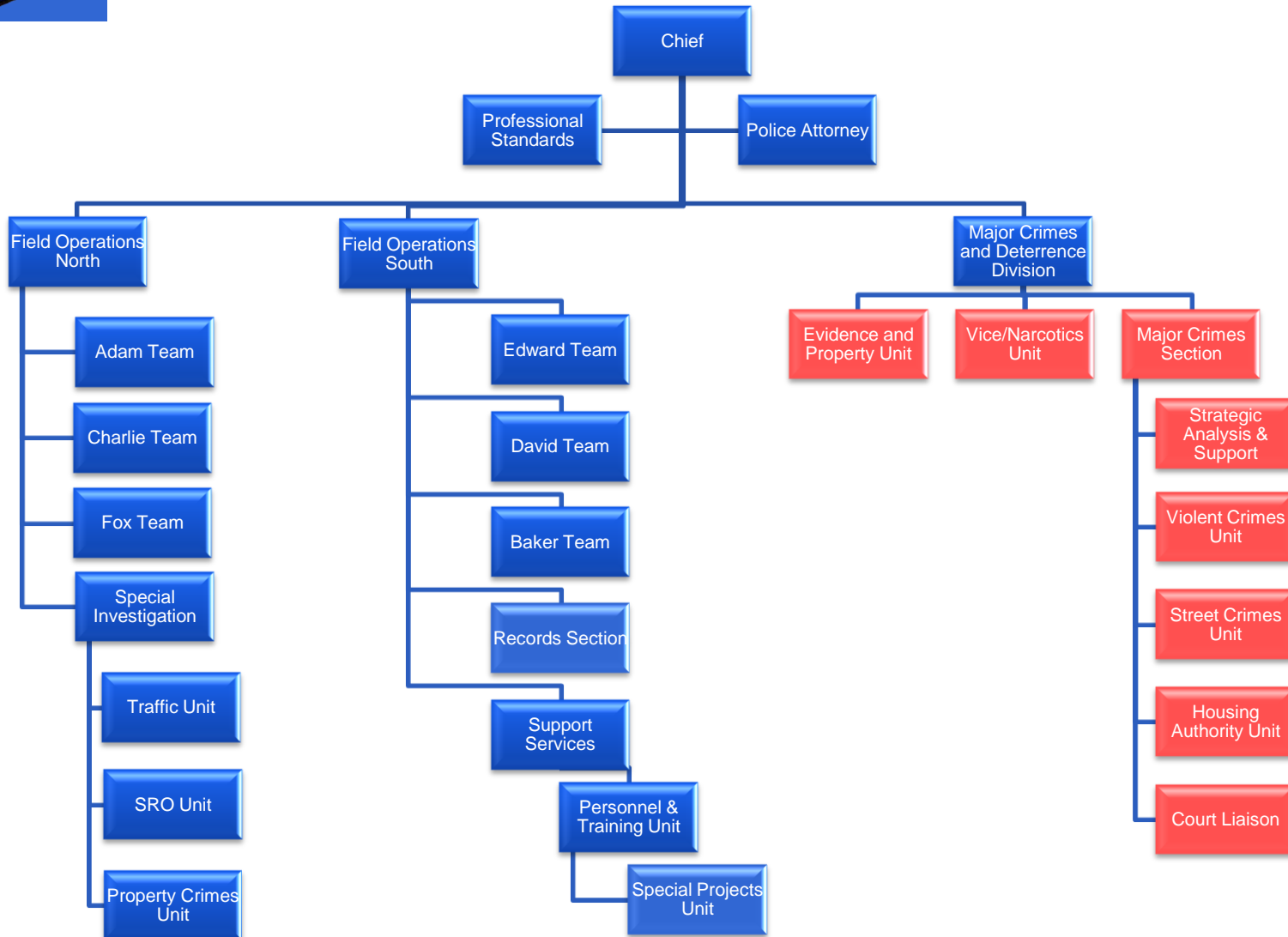


Why Consider Organizational Realignment?

- ❖ To facilitate our intelligence gathering, data analysis, strategic planning, implementation, coordination with our VCTF partners and to have **multiple units responsible for violent crime reduction rather than one.**
- ❖ Involve investigators in deterrence and prevention, as well as detection and arrest. A more comprehensive approach to violence reduction. Apply the **logic model** we perfected on drug markets to other violent behaviors.
- ❖ Preserve the North/South geographic accountability for the majors but add Violent Crime Reduction accountability to a major.
- ❖ All three majors are involved in crime fighting. **Administrative duties should be spread among the majors eliminating the need for a purely Administrative Division.**



High Point Org. Chart After Realignment





Major Crime Deterrence & Prevention Division

